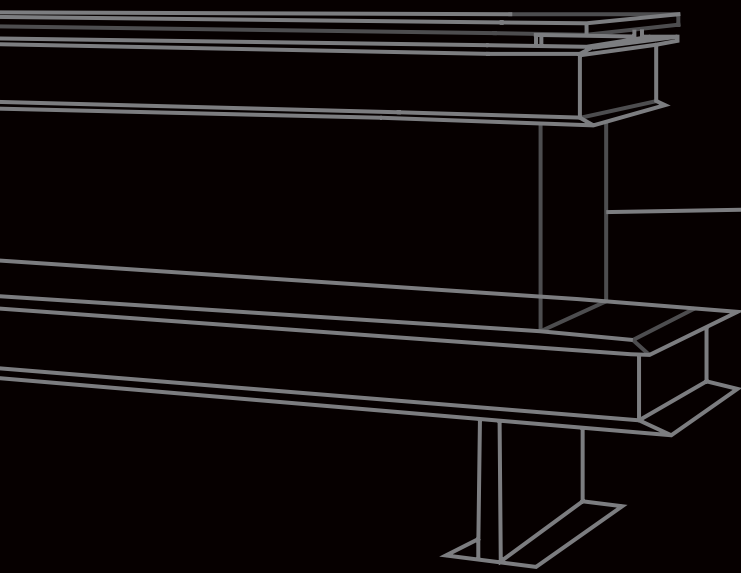


ORTAL<sup>®</sup>










YOUR LIFE. YOUR FIRE.





# CONTENTS

	ABOUT US .....	2
	THE ARCHITECTS CHOICE .....	3
	TRADITIONAL .....	4-9
	FRONT FACING .....	10-21
	CORNER .....	22-35
	THREE SIDE .....	36-45
	SPACE CREATOR .....	46-55
	TUNNEL .....	56-65
	STAND ALONE .....	66-77
	TECHNICAL FEATURES .....	78-85
	DESIGN YOUR FIRE .....	86-90



# ABOUT US

REDISCOVER FIRE.

Create a new experience with every fireplace.

For over 30 years, Ortal has been the world's premiere designer and builder of high-quality contemporary gas fireplaces. We design our fireplaces to meet the most stringent requirements of architects, designers, builders and home and business owners. Ortal has built its reputation on uncompromising quality of materials, finish, safety standards, ease of installation, and end-to-end service.

Ortal fireplaces and their patented features ensure ultimate flexibility, safety and comfort. Our engineers and designers are focused on exceeding the expectations of our worldwide customers and the architectural design industry. Ortal is committed to expert support for customers, builders and industry partners.



**GREEN STATEMENT:** Ortal offers a green, environmentally friendly heating solution for the modern era. With Ortal's high efficiency ratings and contemporary designs, you don't have to sacrifice form for function. Ortal's unique design maximizes the fireplace's radiant heat. Additional efficient components include Ortal's use of direct vent technology, electronic ignition (instead of a standing pilot) and low maintenance requirements.

# THE ARCHITECTS CHOICE




KRISTI WATTS

“That’s the beautiful thing with the Ortal, they create fireplaces that can be an open element, but yet still kind of a division that is fun to design around.”



MARCUS GLEYSTEN

“We love using Ortal. As yet, I don’t think they have much in the way of competition, in terms of developing something that is as clean and simple, as crisp as their product.”



TALI HARDONAG

“Ortal’s units appeal to me more than others because they can be incorporated into the design that I need.”



MICHAEL RUSSELL

“I think the wonderful thing that Ortal has offered, is a more contemporary point of view of design, that gives you a lower and sleek look.”



TASOS KOKORIS

“Ortal’s shapes are very conducive to modern architecture. I can get them very long, narrow, so even if you are behind the furniture, you’ll see the flame.”



TREFF LAFLECH

“Ortal is particularly fascinated with their collaboration with architects and designers. They have given us incredible flexibility to create fireplaces that are expressive sculptural components that the entire room gathers itself around.”



# INTEGRATING MODERN BEAUTY WITH TRADITIONAL HEARTHES

Ortal traditional line introduces modern technology into traditional hearths. The Traditional line showcases a full-bodied flame with a large variety of interior media arrangements.

Traditional 110



All Traditional models are supplied with internal lighting



**TR90**  
(formerly known as  
Minimal 110)



**TR110**  
(formerly known as  
Minimal 130)



Scan to watch our  
Traditional fireplace movie



Traditional 110







# TRADITIONAL INTERIOR PANEL OPTIONS



Reflective Interior



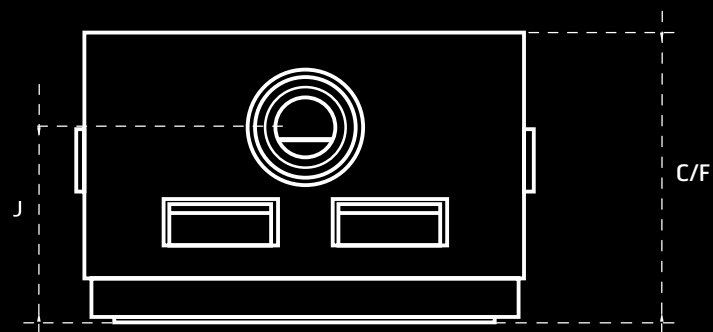
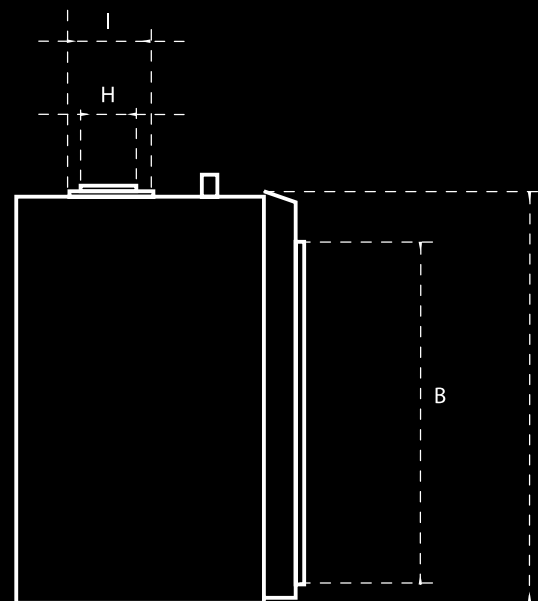
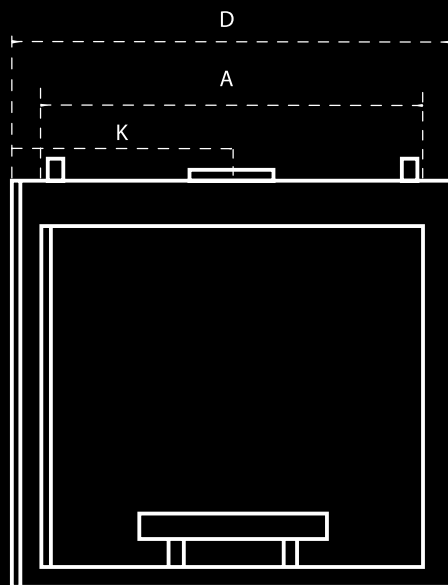
Chatsworth – Tan Herringbone Bond



Jamestown – Burgundy  
Herringbone Bond



All Traditional models are supplied with internal lighting



Model	A	B	C	D	E	F	H	I	J	K
TR 90	$35 \frac{7}{16}$	$31 \frac{5}{8}$	$25 \frac{1}{16}$	$40 \frac{13}{16}$	$37 \frac{5}{8}$	$25 \frac{1}{16}$	$5 \frac{3}{16}$	$7 \frac{7}{8}$	$17 \frac{9}{16}$	$20 \frac{3}{8}$
TR110	$42 \frac{11}{16}$	$34 \frac{1}{8}$	$25 \frac{1}{16}$	$48 \frac{5}{16}$	$40 \frac{13}{16}$	$25 \frac{1}{16}$	$5 \frac{3}{16}$	$7 \frac{7}{8}$	$17 \frac{9}{16}$	$24 \frac{1}{8}$

\*All dimensions in the table are in inches.



# FRONT FACING

Beautifully integrated into walls and architectural elements, Ortal front-facing fireplaces transform traditional into extraordinary.

Clear 110H  
California

FRONT FACING



Clear 40H70



Clear 60X80



Clear 75X65



Clear 75



Clear 110



Clear 110H



Clear 130



Clear 130H



Clear 150



Clear 150H



Clear 170



Clear 170H



Clear 200



Clear 200H



Clear 250



Clear 250H



All H (High Glass) models are supplied with internal lighting



Clear 110H  
California



High end contemporary frameless fireplaces with uncompromising quality of materials



Clear 130  
Connecticut







Clear 200  
California

Redefine Unique, create a new experience  
in every fireplace, with over 80 models,  
dozens of fire media options.

Clear 40H70  
California



FRONT FACING



Clear 170  
Connecticut

FRONT FACING

A favorite of Architects & Designers,  
free your imagination with Ortal


Clear 150H  
Oregon





Clear 75X65  
California

Clear 200  
California





# FRONT FACING

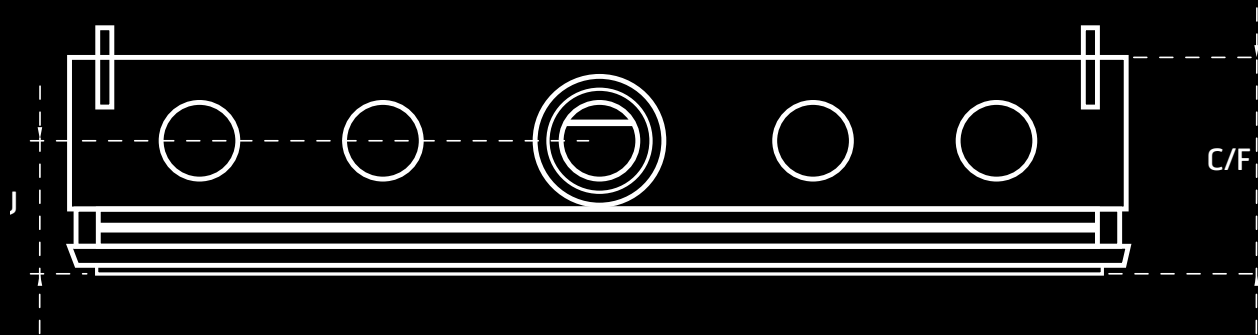
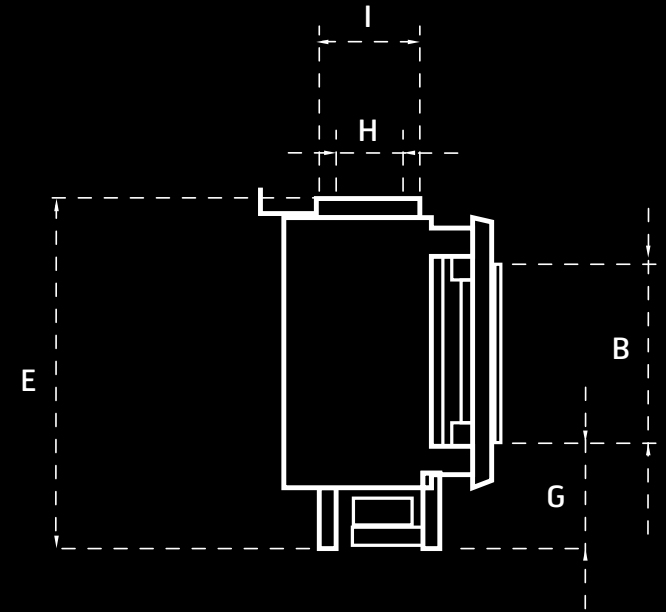
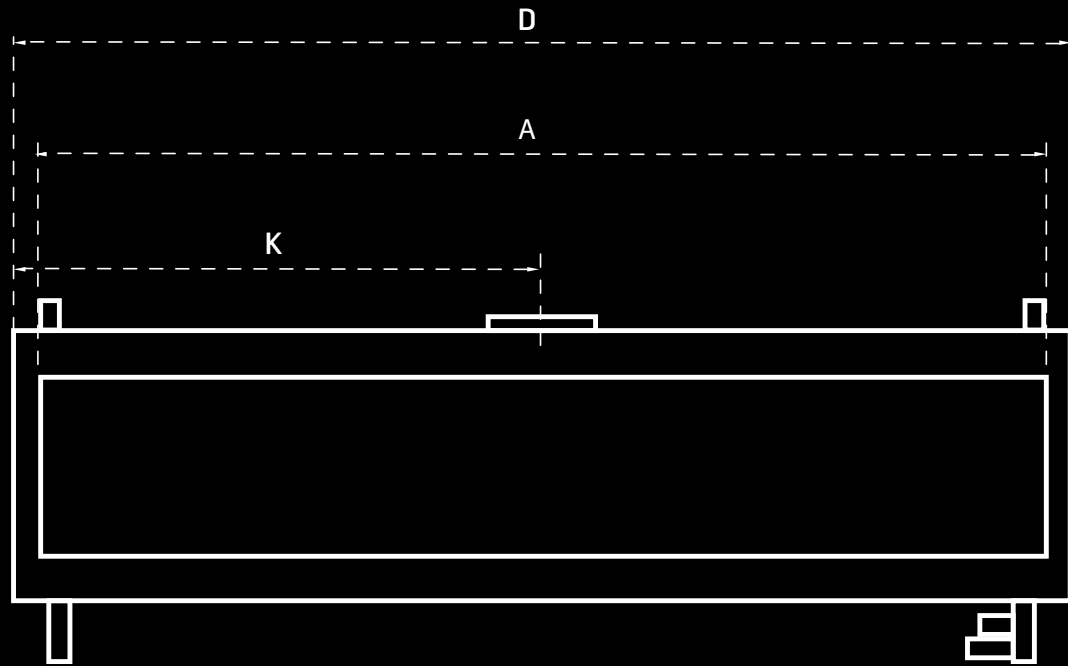


Model	A	B	C / F	D	E*	E**	G*	G**	H	I	J	K
40H70	16 <sup>7</sup> / <sub>8</sub>	27 <sup>9</sup> / <sub>16</sub>	16 <sup>5</sup> / <sub>8</sub>	20 <sup>5</sup> / <sub>8</sub>	39 <sup>1</sup> / <sub>16</sub>	-	8 <sup>1</sup> / <sub>4</sub>	-	4 <sup>1</sup> / <sub>8</sub>	6 <sup>7</sup> / <sub>16</sub>	10 <sup>1</sup> / <sub>2</sub>	10 <sup>3</sup> / <sub>8</sub>
60x80	21 <sup>3</sup> / <sub>4</sub>	29 <sup>1</sup> / <sub>8</sub>	16 <sup>9</sup> / <sub>16</sub>	25 <sup>3</sup> / <sub>8</sub>	40 <sup>7</sup> / <sub>16</sub>	42	8 <sup>1</sup> / <sub>4</sub>	9 <sup>13</sup> / <sub>16</sub>	4 <sup>1</sup> / <sub>8</sub>	6 <sup>7</sup> / <sub>16</sub>	10 <sup>4</sup> / <sub>5</sub>	12 <sup>11</sup> / <sub>16</sub>
75X65	30 <sup>5</sup> / <sub>8</sub>	25 <sup>9</sup> / <sub>16</sub>	16 <sup>9</sup> / <sub>16</sub>	34 <sup>5</sup> / <sub>16</sub>	36 <sup>7</sup> / <sub>16</sub>	38	8 <sup>1</sup> / <sub>4</sub>	9 <sup>13</sup> / <sub>16</sub>	4 <sup>1</sup> / <sub>8</sub>	6 <sup>7</sup> / <sub>16</sub>	10 <sup>4</sup> / <sub>5</sub>	17 <sup>3</sup> / <sub>16</sub>
75	29 <sup>7</sup> / <sub>16</sub>	17 <sup>5</sup> / <sub>16</sub>	16 <sup>9</sup> / <sub>16</sub>	33 <sup>11</sup> / <sub>16</sub>	28	29 <sup>7</sup> / <sub>8</sub>	8 <sup>1</sup> / <sub>4</sub>	9 <sup>13</sup> / <sub>16</sub>	4 <sup>1</sup> / <sub>8</sub>	6 <sup>7</sup> / <sub>16</sub>	10	16 <sup>13</sup> / <sub>16</sub>
110	43 <sup>5</sup> / <sub>8</sub>	13 <sup>3</sup> / <sub>16</sub>	16 <sup>9</sup> / <sub>16</sub>	47 <sup>7</sup> / <sub>8</sub>	25 <sup>11</sup> / <sub>16</sub>	27 <sup>1</sup> / <sub>4</sub>	8 <sup>1</sup> / <sub>4</sub>	9 <sup>13</sup> / <sub>16</sub>	5 <sup>3</sup> / <sub>16</sub>	7 <sup>13</sup> / <sub>16</sub>	10	24
110H	43 <sup>5</sup> / <sub>8</sub>	21 <sup>5</sup> / <sub>8</sub>	16 <sup>9</sup> / <sub>16</sub>	47 <sup>7</sup> / <sub>8</sub>	33 <sup>9</sup> / <sub>16</sub>	35	8 <sup>1</sup> / <sub>4</sub>	9 <sup>13</sup> / <sub>16</sub>	5 <sup>3</sup> / <sub>16</sub>	7 <sup>13</sup> / <sub>16</sub>	10	24
130	50 <sup>5</sup> / <sub>16</sub>	13 <sup>3</sup> / <sub>16</sub>	16 <sup>9</sup> / <sub>16</sub>	54 <sup>9</sup> / <sub>16</sub>	25 <sup>11</sup> / <sub>16</sub>	27 <sup>1</sup> / <sub>4</sub>	8 <sup>1</sup> / <sub>4</sub>	9 <sup>13</sup> / <sub>16</sub>	5 <sup>3</sup> / <sub>16</sub>	7 <sup>13</sup> / <sub>16</sub>	10	27 <sup>1</sup> / <sub>4</sub>
130H	50 <sup>5</sup> / <sub>16</sub>	21 <sup>5</sup> / <sub>8</sub>	16 <sup>9</sup> / <sub>16</sub>	54 <sup>9</sup> / <sub>16</sub>	33 <sup>9</sup> / <sub>16</sub>	35	8 <sup>1</sup> / <sub>4</sub>	9 <sup>13</sup> / <sub>16</sub>	5 <sup>3</sup> / <sub>16</sub>	7 <sup>13</sup> / <sub>16</sub>	10	27 <sup>1</sup> / <sub>4</sub>
150	60 <sup>3</sup> / <sub>16</sub>	13 <sup>3</sup> / <sub>16</sub>	16 <sup>9</sup> / <sub>16</sub>	64 <sup>7</sup> / <sub>16</sub>	25 <sup>11</sup> / <sub>16</sub>	27 <sup>1</sup> / <sub>4</sub>	8 <sup>1</sup> / <sub>4</sub>	9 <sup>13</sup> / <sub>16</sub>	5 <sup>3</sup> / <sub>16</sub>	7 <sup>13</sup> / <sub>16</sub>	10	32 <sup>1</sup> / <sub>4</sub>
150H	60 <sup>3</sup> / <sub>16</sub>	21 <sup>5</sup> / <sub>8</sub>	16 <sup>9</sup> / <sub>16</sub>	64 <sup>7</sup> / <sub>16</sub>	33 <sup>9</sup> / <sub>16</sub>	35	8 <sup>1</sup> / <sub>4</sub>	9 <sup>13</sup> / <sub>16</sub>	5 <sup>3</sup> / <sub>16</sub>	7 <sup>13</sup> / <sub>16</sub>	10	32 <sup>1</sup> / <sub>4</sub>
170	68 <sup>1</sup> / <sub>16</sub>	13 <sup>3</sup> / <sub>16</sub>	16 <sup>9</sup> / <sub>16</sub>	72 <sup>5</sup> / <sub>16</sub>	25 <sup>11</sup> / <sub>16</sub>	27 <sup>1</sup> / <sub>4</sub>	8 <sup>1</sup> / <sub>4</sub>	9 <sup>13</sup> / <sub>16</sub>	5 <sup>3</sup> / <sub>16</sub>	7 <sup>13</sup> / <sub>16</sub>	10	36 <sup>3</sup> / <sub>16</sub>
170H	68 <sup>1</sup> / <sub>16</sub>	21 <sup>5</sup> / <sub>8</sub>	16 <sup>9</sup> / <sub>16</sub>	72 <sup>5</sup> / <sub>16</sub>	33 <sup>9</sup> / <sub>16</sub>	35	8 <sup>1</sup> / <sub>4</sub>	9 <sup>13</sup> / <sub>16</sub>	5 <sup>3</sup> / <sub>16</sub>	7 <sup>13</sup> / <sub>16</sub>	10	36 <sup>3</sup> / <sub>16</sub>
200	77 <sup>1</sup> / <sub>2</sub>	13 <sup>3</sup> / <sub>16</sub>	16 <sup>9</sup> / <sub>16</sub>	81 <sup>3</sup> / <sub>4</sub>	25 <sup>11</sup> / <sub>16</sub>	27 <sup>1</sup> / <sub>4</sub>	8 <sup>1</sup> / <sub>4</sub>	9 <sup>13</sup> / <sub>16</sub>	5 <sup>3</sup> / <sub>16</sub>	7 <sup>13</sup> / <sub>16</sub>	10	40 <sup>7</sup> / <sub>8</sub>
200H	77 <sup>1</sup> / <sub>2</sub>	21 <sup>5</sup> / <sub>8</sub>	16 <sup>9</sup> / <sub>16</sub>	81 <sup>3</sup> / <sub>4</sub>	33 <sup>9</sup> / <sub>16</sub>	35	8 <sup>1</sup> / <sub>4</sub>	9 <sup>13</sup> / <sub>16</sub>	5 <sup>3</sup> / <sub>16</sub>	7 <sup>13</sup> / <sub>16</sub>	10	40 <sup>7</sup> / <sub>8</sub>
250	96 <sup>1</sup> / <sub>4</sub>	15 <sup>3</sup> / <sub>4</sub>	16 <sup>9</sup> / <sub>16</sub>	100 <sup>3</sup> / <sub>8</sub>	27 <sup>5</sup> / <sub>8</sub>	20 <sup>3</sup> / <sub>16</sub>	8 <sup>1</sup> / <sub>4</sub>	9 <sup>13</sup> / <sub>16</sub>	5 <sup>3</sup> / <sub>16</sub>	7 <sup>13</sup> / <sub>16</sub>	10	50 <sup>3</sup> / <sub>16</sub>
250H	96 <sup>1</sup> / <sub>4</sub>	21 <sup>5</sup> / <sub>8</sub>	16 <sup>9</sup> / <sub>16</sub>	100 <sup>3</sup> / <sub>8</sub>	33 <sup>9</sup> / <sub>16</sub>	35	8 <sup>1</sup> / <sub>4</sub>	9 <sup>13</sup> / <sub>16</sub>	5 <sup>3</sup> / <sub>16</sub>	7 <sup>13</sup> / <sub>16</sub>	10	50 <sup>3</sup> / <sub>16</sub>

\* Screen models

\*\* Double Glass models

\*\*\*All dimensions in the table are in inches



# CORNER

Wide or narrow, cozy or imposing, a corner fireplace presents a flexible architectural solution that bring focus to any space.

Clear 110 LS  
California





CORNER 



Clear 40H70 RS / LS



Clear 75RS / LS



Clear 110 RS / LS



Clear 110H RS / LS



Clear 130 RS / LS



Clear 150 RS / LS



Clear 150H RS / LS



Clear 170 RS / LS



Clear 200 RS / LS



Clear 200H LS



Clear 250 RS / LS



All H (High Glass) models are supplied with internal lighting



Clear 200 RS  
Israel

Clear 150RS Double Glass  
Utah



Our unique designs enable an endless variety of finishing surfaces

Clear 200 RS  
Israel







Clear 110 RS & Clear 110 LS Double Glass  
California



Clear 170 RS  
New American Home by Blue Heron 2013  
Nevada











Rediscover fire

Clear 200 RS Screen  
Washington

Clear 150 LS  
Israel



CORNER



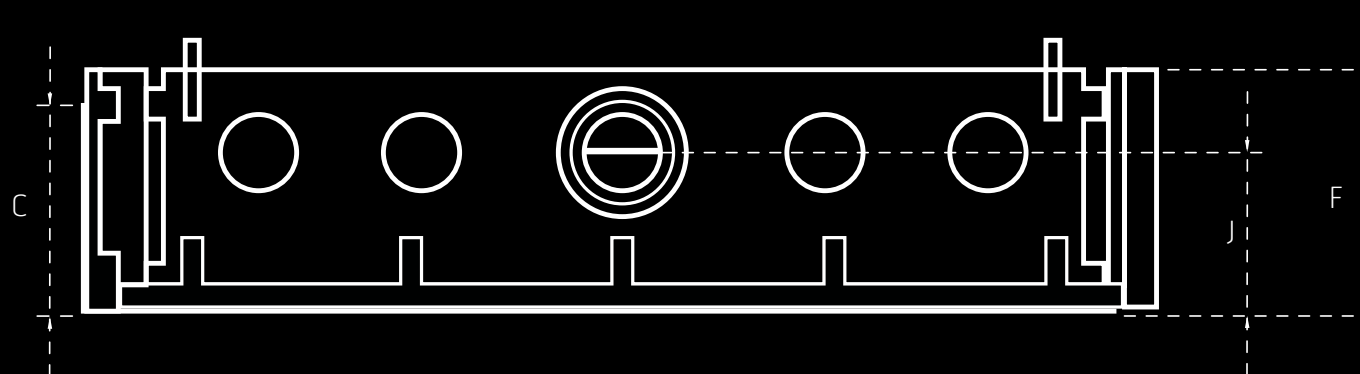
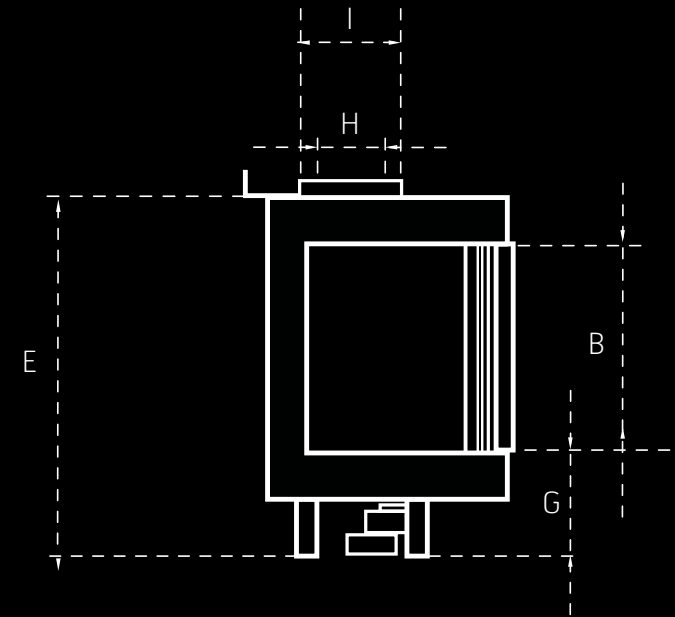
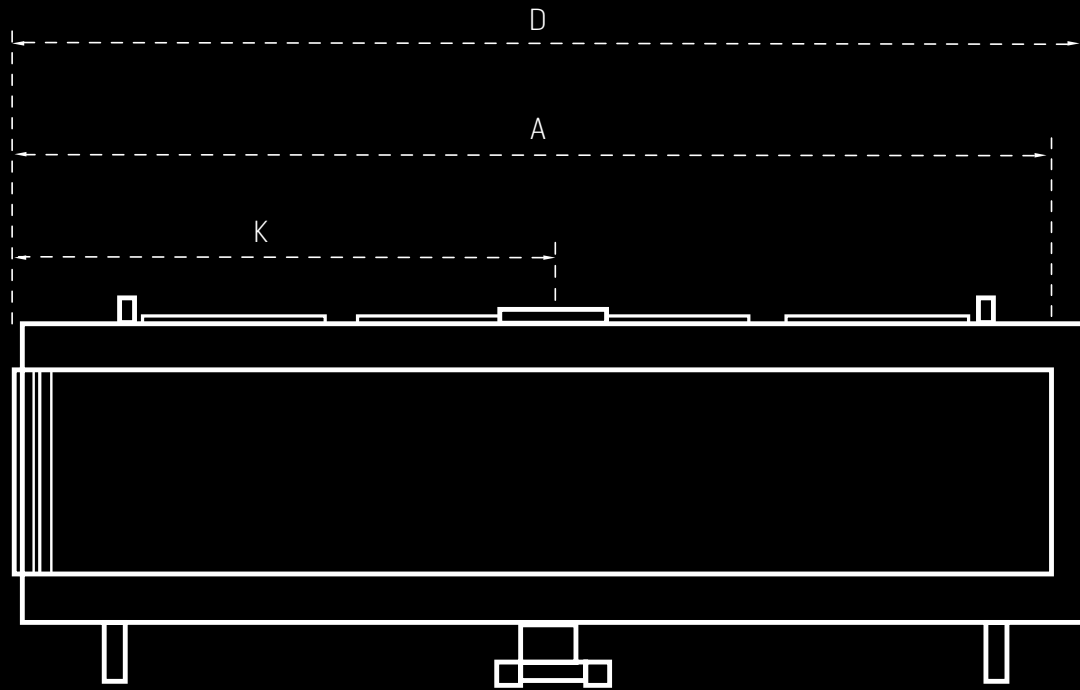
# CORNER RS/LS

Model	A	B	C	D	E*	E**	F	G*	G**	H	I	J	K
Clear 40H70 RSLS	19 1/2	27 9/16	13 5/8	22 11/16	39 7/16	XXXX	16 13/16	8 1/4	XXXX	4 3/16	6 7/16	10 9/16	11 5/8
Clear 75 RS LS	30 15/16	18 7/8	16 3/16	33 11/16	30 1/16	31 5/8	18 9/16	8 1/4	9 13/16	4 3/16	6 7/16	12 3/16	17 5/16
Clear 110 RSLS	49 15/16	15 3/4	16 1/4	49 15/16	27 11/16	29 5/16	19 1/16	8 1/4	9 13/16	5 3/16	7 13/16	12 11/16	24 15/16
Clear 130 RSLS	56 5/8	15 3/4	16 1/4	56 5/8	27 11/16	29 5/16	19 1/16	8 1/4	9 13/16	5 3/16	7 13/16	12 11/16	28 5/16
Clear 150 RSLS	66 7/16	15 3/4	16 1/4	66 7/16	27 11/16	29 5/16	19 1/16	8 1/4	9 13/16	5 3/16	7 13/16	12 11/16	33 1/4
Clear 170 RSLS	74 5/16	15 3/4	16 1/4	74 5/16	27 11/16	29 5/16	19 1/16	8 1/4	9 13/16	5 3/16	7 13/16	12 11/16	37 3/16
Clear 200 RSLS	83 3/4	15 3/4	16 1/4	83 3/4	27 11/16	29 5/16	19 1/16	8 1/4	9 13/16	5 3/16	7 13/16	12 11/16	41 7/8
Clear 250 RSLS	103 7/16	15 3/4	16 1/4	103 7/16	27 11/16	29 5/16	19 1/16	8 1/4	9 13/16	5 3/16	7 13/16	12 11/16	51 3/4

\* Screen models

\*\* Double Glass models

\*\*\*All dimensions in the table are in inches



# CORNER H (High Glass)

Model	A	B	C	D	E*	E**	F	G*	G**	H	I	K	J
110H RS/LS	46 <sup>3</sup> / <sub>16</sub>	21 <sup>5</sup> / <sub>18</sub>	16 <sup>1</sup> / <sub>4</sub>	49 <sup>7</sup> / <sub>16</sub>	35 <sup>1</sup> / <sub>16</sub>	36 <sup>5</sup> / <sub>8</sub>	20 <sup>3</sup> / <sub>4</sub>	8 <sup>1</sup> / <sub>4</sub>	9 <sup>13</sup> / <sub>16</sub>	5 <sup>3</sup> / <sub>16</sub>	7 <sup>7</sup> / <sub>8</sub>	25	12 <sup>13</sup> / <sub>16</sub>
150H RS/LS	62 <sup>3</sup> / <sub>4</sub>	21 <sup>5</sup> / <sub>18</sub>	16 <sup>1</sup> / <sub>4</sub>	65 <sup>15</sup> / <sub>16</sub>	35 <sup>1</sup> / <sub>16</sub>	36 <sup>5</sup> / <sub>8</sub>	20 <sup>3</sup> / <sub>4</sub>	8 <sup>1</sup> / <sub>4</sub>	9 <sup>13</sup> / <sub>16</sub>	5 <sup>3</sup> / <sub>16</sub>	7 <sup>7</sup> / <sub>8</sub>	33 <sup>1</sup> / <sub>4</sub>	12 <sup>13</sup> / <sub>16</sub>
200H RS/LS	80 <sup>1</sup> / <sub>16</sub>	21 <sup>5</sup> / <sub>18</sub>	16 <sup>1</sup> / <sub>4</sub>	83 <sup>1</sup> / <sub>3</sub>	35 <sup>1</sup> / <sub>16</sub>	36 <sup>5</sup> / <sub>8</sub>	20 <sup>3</sup> / <sub>4</sub>	8 <sup>1</sup> / <sub>4</sub>	9 <sup>13</sup> / <sub>16</sub>	5 <sup>3</sup> / <sub>16</sub>	7 <sup>7</sup> / <sub>8</sub>	41 <sup>15</sup> / <sub>16</sub>	12 <sup>13</sup> / <sub>16</sub>

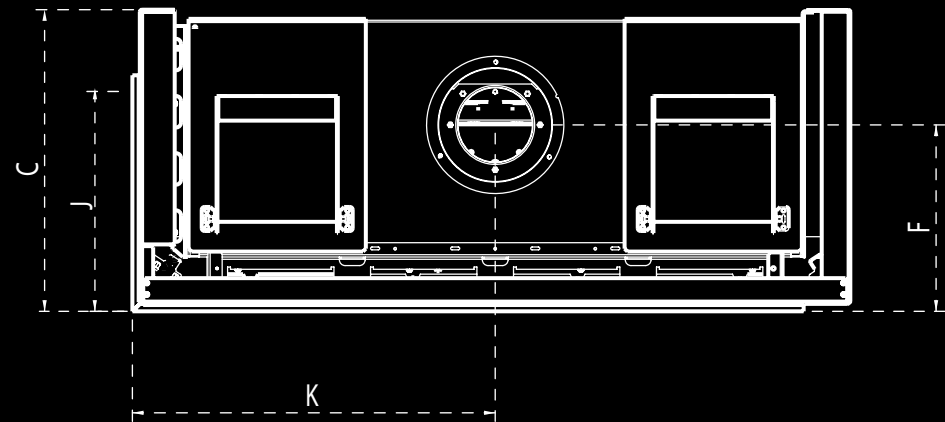
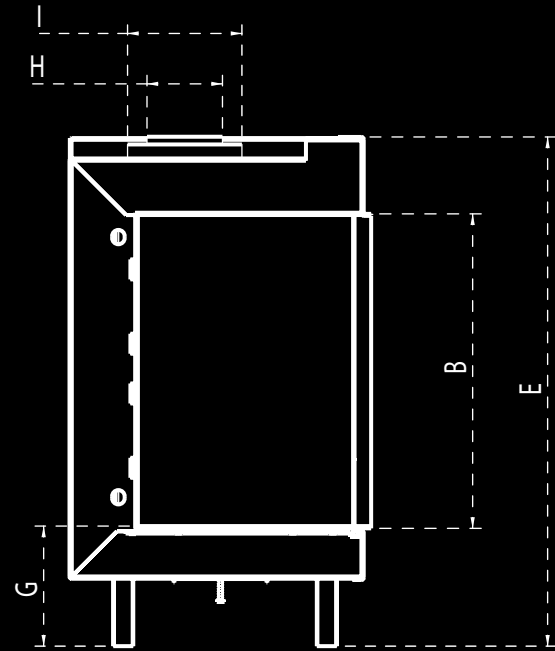
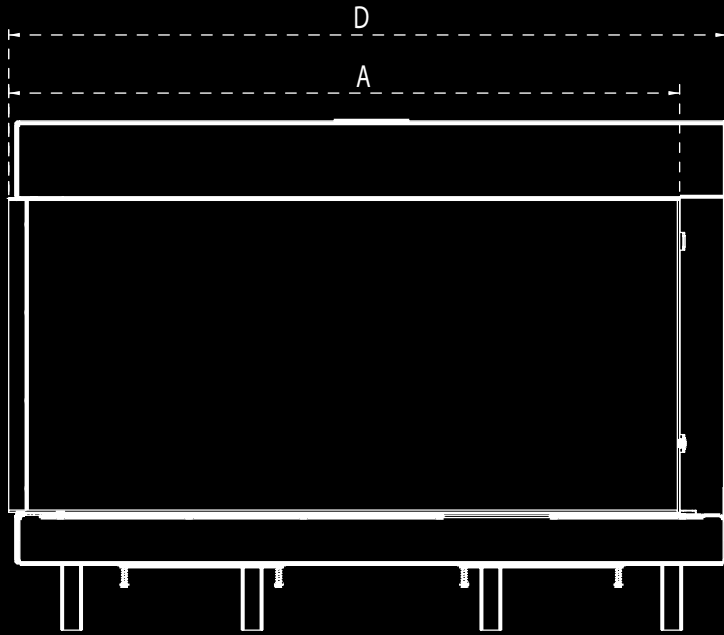
\* Screen models

\*\* Double Glass models

\*\*\*All dimensions of the table are in inches



All H (High Glass) models are supplied with internal lighting





# THREE SIDE

Big or small you can enjoy a three-sided fireplace from anywhere in the room, adding an impressive architectural element to the space.

Clear 170TS  
California

THREE SIDE



Clear 40H70 TS



Clear 75 TS



Clear 110 TS



Clear 110H TS



Clear 130 TS



Clear 150 TS



Clear 150H TS



Clear 170 TS



Clear 200 TS



Clear 200H TS



Clear 250 TS



All H (High Glass) models are supplied with internal lighting



Clear 170 TS  
Washington DC



Enhancing the ambience  
from three sides.



Clear 170 TS  
California



Clear 150H TS

Clear 150 TS, Double Glass  
Utah



# THREE SIDE

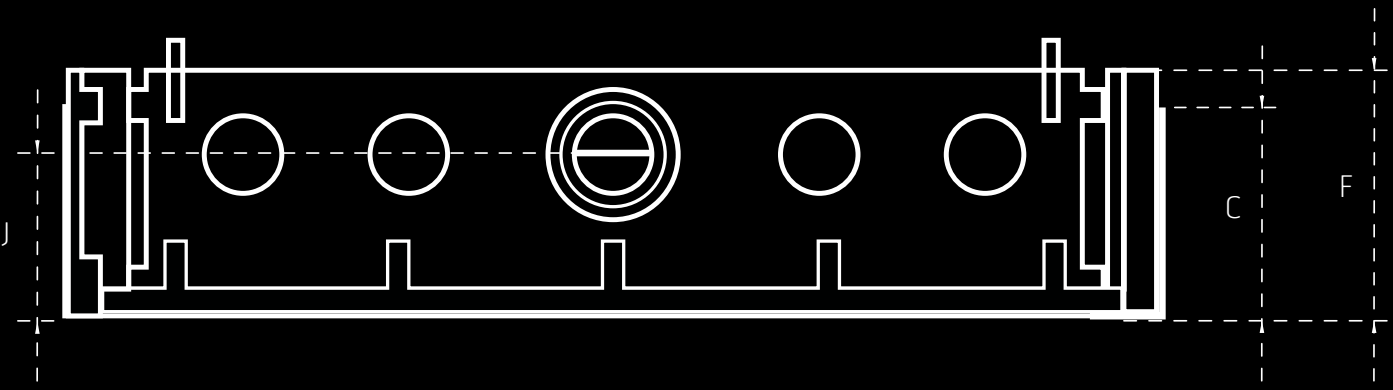
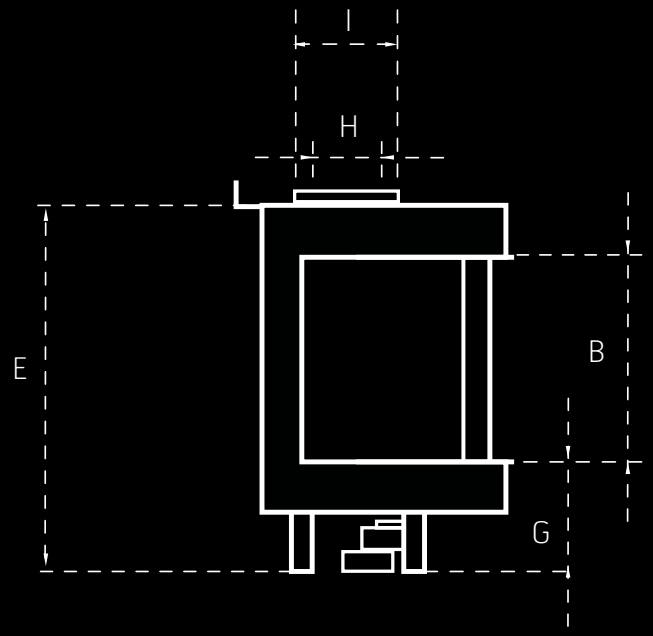
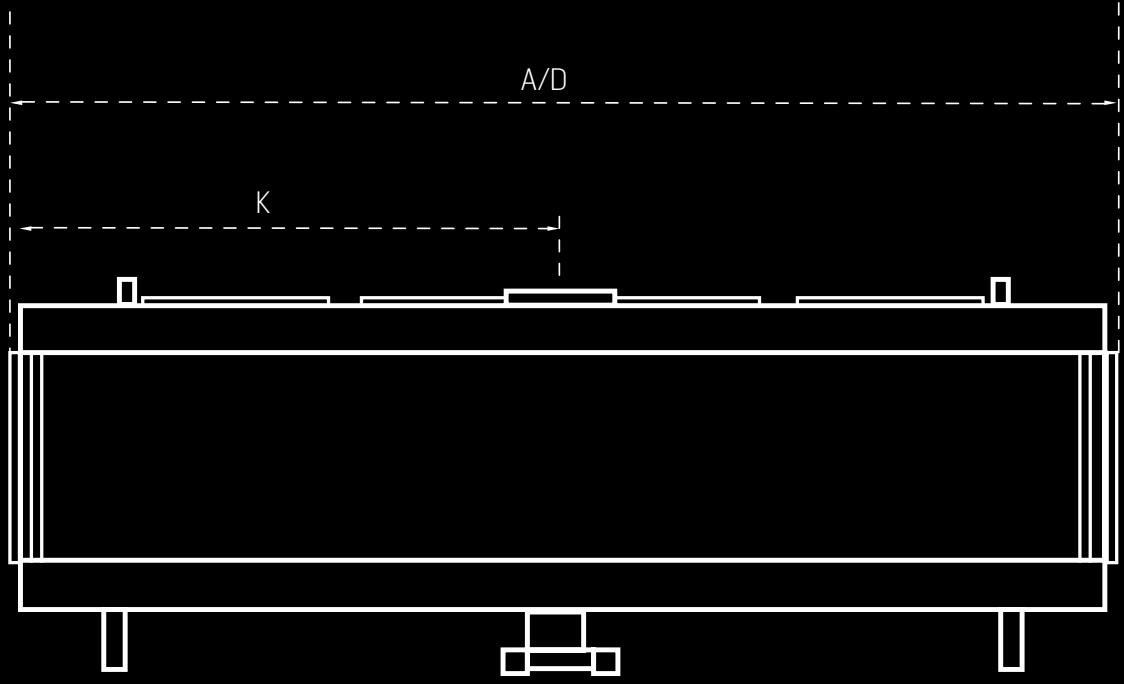


Model	A	B	C	D	E*	E**	F	G*	G**	H	I	J	K
40H70TS	23 <sup>5</sup> / <sub>16</sub>	27 <sup>9</sup> / <sub>16</sub>	13 <sup>5</sup> / <sub>8</sub>	23 <sup>5</sup> / <sub>16</sub>	39 <sup>7</sup> / <sub>16</sub>	XXXXX	16 <sup>13</sup> / <sub>16</sub>	8 <sup>1</sup> / <sub>4</sub>	XXXXX	4 <sup>3</sup> / <sub>16</sub>	6 <sup>7</sup> / <sub>16</sub>	10 <sup>9</sup> / <sub>16</sub>	11 <sup>5</sup> / <sub>8</sub>
Clear 75 TS	34 <sup>9</sup> / <sub>16</sub>	18 <sup>7</sup> / <sub>8</sub>	16 <sup>3</sup> / <sub>16</sub>	34 <sup>9</sup> / <sub>16</sub>	30 <sup>1</sup> / <sub>16</sub>	31 <sup>5</sup> / <sub>8</sub>	18 <sup>9</sup> / <sub>16</sub>	8 <sup>1</sup> / <sub>4</sub>	9 <sup>13</sup> / <sub>16</sub>	4 <sup>3</sup> / <sub>16</sub>	6 <sup>7</sup> / <sub>16</sub>	12 <sup>3</sup> / <sub>16</sub>	17 <sup>5</sup> / <sub>16</sub>
Clear 110 TS	49 <sup>15</sup> / <sub>16</sub>	15 <sup>3</sup> / <sub>4</sub>	16 <sup>1</sup> / <sub>4</sub>	49 <sup>15</sup> / <sub>16</sub>	27 <sup>11</sup> / <sub>16</sub>	29 <sup>5</sup> / <sub>16</sub>	19 <sup>1</sup> / <sub>16</sub>	8 <sup>1</sup> / <sub>4</sub>	9 <sup>13</sup> / <sub>16</sub>	5 <sup>3</sup> / <sub>16</sub>	7 <sup>13</sup> / <sub>16</sub>	12 <sup>11</sup> / <sub>16</sub>	24 <sup>15</sup> / <sub>16</sub>
Clear 130TS	56 <sup>5</sup> / <sub>8</sub>	15 <sup>3</sup> / <sub>4</sub>	16 <sup>1</sup> / <sub>4</sub>	56 <sup>5</sup> / <sub>8</sub>	27 <sup>11</sup> / <sub>16</sub>	29 <sup>5</sup> / <sub>16</sub>	19 <sup>1</sup> / <sub>16</sub>	8 <sup>1</sup> / <sub>4</sub>	9 <sup>13</sup> / <sub>16</sub>	5 <sup>3</sup> / <sub>16</sub>	7 <sup>13</sup> / <sub>16</sub>	12 <sup>11</sup> / <sub>16</sub>	28 <sup>5</sup> / <sub>16</sub>
Clear 150 TS	66 <sup>7</sup> / <sub>16</sub>	15 <sup>3</sup> / <sub>4</sub>	16 <sup>1</sup> / <sub>4</sub>	66 <sup>7</sup> / <sub>16</sub>	27 <sup>11</sup> / <sub>16</sub>	29 <sup>5</sup> / <sub>16</sub>	19 <sup>1</sup> / <sub>16</sub>	8 <sup>1</sup> / <sub>4</sub>	9 <sup>13</sup> / <sub>16</sub>	5 <sup>3</sup> / <sub>16</sub>	7 <sup>13</sup> / <sub>16</sub>	12 <sup>11</sup> / <sub>16</sub>	33 <sup>1</sup> / <sub>4</sub>
Clear 170 TS	74 <sup>5</sup> / <sub>16</sub>	15 <sup>3</sup> / <sub>4</sub>	16 <sup>1</sup> / <sub>4</sub>	74 <sup>5</sup> / <sub>16</sub>	27 <sup>11</sup> / <sub>16</sub>	29 <sup>5</sup> / <sub>16</sub>	19 <sup>1</sup> / <sub>16</sub>	8 <sup>1</sup> / <sub>4</sub>	9 <sup>13</sup> / <sub>16</sub>	5 <sup>3</sup> / <sub>16</sub>	7 <sup>13</sup> / <sub>16</sub>	12 <sup>11</sup> / <sub>16</sub>	37 <sup>3</sup> / <sub>16</sub>
Clear 200 TS	83 <sup>3</sup> / <sub>4</sub>	15 <sup>3</sup> / <sub>4</sub>	16 <sup>1</sup> / <sub>4</sub>	83 <sup>3</sup> / <sub>4</sub>	27 <sup>11</sup> / <sub>16</sub>	29 <sup>5</sup> / <sub>16</sub>	19 <sup>1</sup> / <sub>16</sub>	8 <sup>1</sup> / <sub>4</sub>	9 <sup>13</sup> / <sub>16</sub>	5 <sup>3</sup> / <sub>16</sub>	7 <sup>13</sup> / <sub>16</sub>	12 <sup>11</sup> / <sub>16</sub>	41 <sup>7</sup> / <sub>8</sub>
Clear 250 TS	103 <sup>7</sup> / <sub>16</sub>	15 <sup>3</sup> / <sub>4</sub>	16 <sup>1</sup> / <sub>4</sub>	103 <sup>7</sup> / <sub>16</sub>	27 <sup>11</sup> / <sub>16</sub>	29 <sup>5</sup> / <sub>16</sub>	19 <sup>1</sup> / <sub>16</sub>	8 <sup>1</sup> / <sub>4</sub>	9 <sup>13</sup> / <sub>16</sub>	5 <sup>3</sup> / <sub>16</sub>	7 <sup>13</sup> / <sub>16</sub>	12 <sup>11</sup> / <sub>16</sub>	51 <sup>3</sup> / <sub>4</sub>

\* Screen models

\*\* Double Glass models

\*\*\*All dimensions in the table are in inches



# THREE SIDE H (High Glass)



Model	A	B	C	D	E*	E**	F	G*	G**	H	I	K	J
110H TS	49 <sup>15</sup> / <sub>16</sub>	21 <sup>5</sup> / <sub>18</sub>	16 <sup>1</sup> / <sub>4</sub>	49 <sup>15</sup> / <sub>16</sub>	35 <sup>1</sup> / <sub>16</sub>	36 <sup>5</sup> / <sub>8</sub>	20 <sup>3</sup> / <sub>4</sub>	8 <sup>1</sup> / <sub>4</sub>	9 <sup>13</sup> / <sub>16</sub>	5 <sup>3</sup> / <sub>16</sub>	7 <sup>7</sup> / <sub>8</sub>	25	12 <sup>13</sup> / <sub>16</sub>
150H TS	66 <sup>7</sup> / <sub>16</sub>	21 <sup>5</sup> / <sub>18</sub>	16 <sup>1</sup> / <sub>4</sub>	66 <sup>7</sup> / <sub>16</sub>	35 <sup>1</sup> / <sub>16</sub>	36 <sup>5</sup> / <sub>8</sub>	20 <sup>3</sup> / <sub>4</sub>	8 <sup>1</sup> / <sub>4</sub>	9 <sup>13</sup> / <sub>16</sub>	5 <sup>3</sup> / <sub>16</sub>	7 <sup>7</sup> / <sub>8</sub>	33 <sup>1</sup> / <sub>4</sub>	12 <sup>13</sup> / <sub>16</sub>
200H TS	83 <sup>3</sup> / <sub>4</sub>	21 <sup>5</sup> / <sub>18</sub>	16 <sup>1</sup> / <sub>4</sub>	83 <sup>3</sup> / <sub>4</sub>	35 <sup>1</sup> / <sub>16</sub>	36 <sup>5</sup> / <sub>8</sub>	20 <sup>3</sup> / <sub>4</sub>	8 <sup>1</sup> / <sub>4</sub>	9 <sup>13</sup> / <sub>16</sub>	5 <sup>3</sup> / <sub>16</sub>	7 <sup>7</sup> / <sub>8</sub>	41 <sup>15</sup> / <sub>16</sub>	12 <sup>13</sup> / <sub>16</sub>

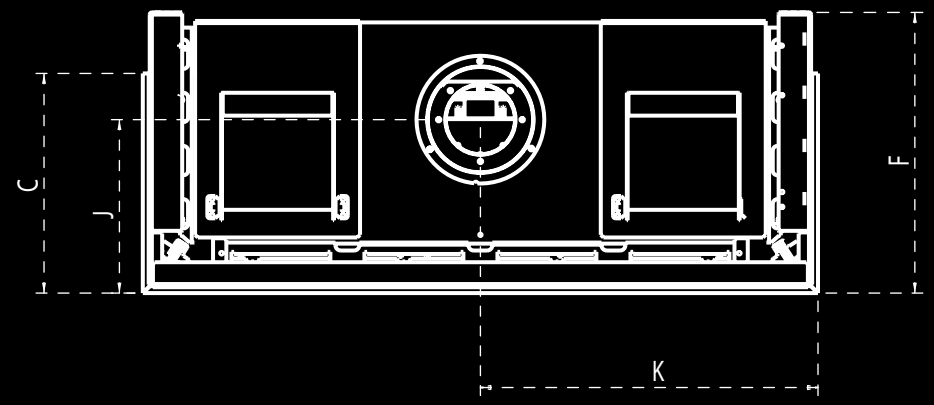
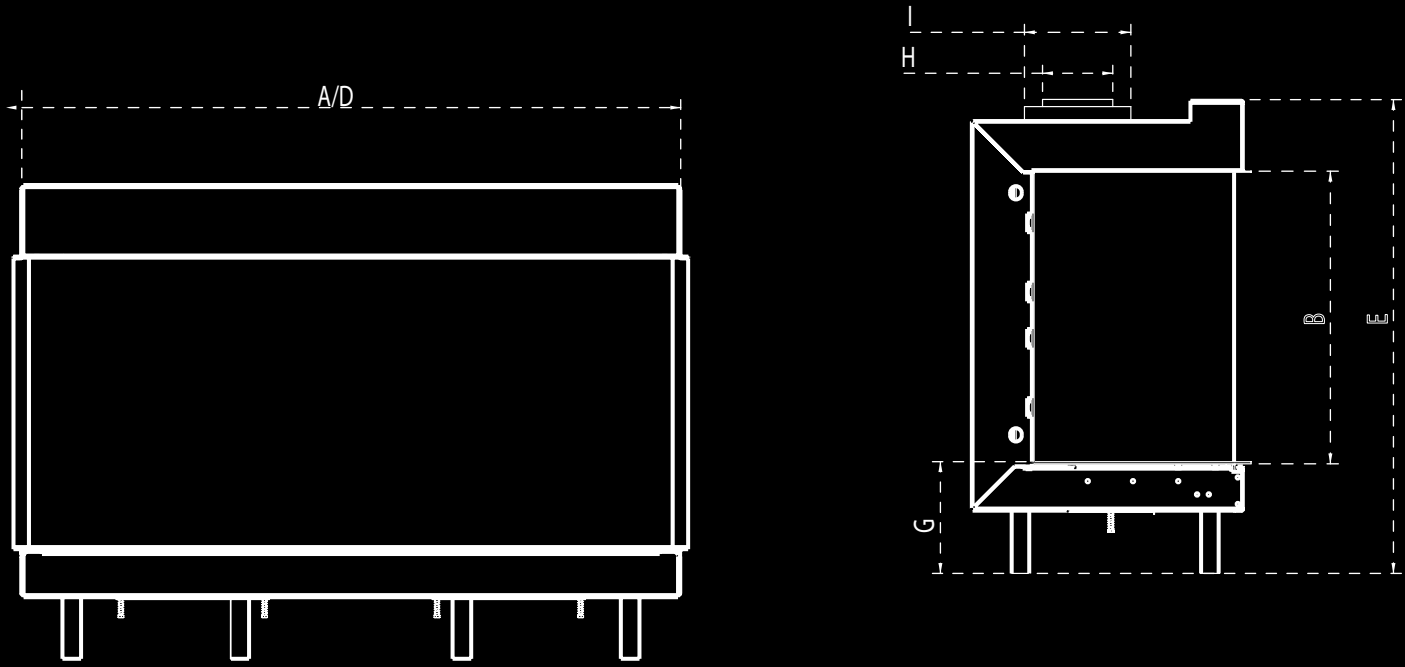
\* Screen models

\*\* Double Glass models

\*\*\*All dimensions of the table are in inches



All H (High Glass) models are supplied with internal lighting



# SPACE CREATOR

The Ortal Space Creator is a visually stunning way to enhance living spaces while maintaining an expansive look.

Space Creator 200  
Utah





SPACE CREATOR 



Space Creator 75



Space Creator 120



Space Creator 150



Space Creator 200



Space Creator 200  
Israel

Giving you design freedom  
and flexibility


Space Creator 150, Protection Net  
California





Space Creator 150  
California

Space Creator 120 Double Glass  
Utah







Ortal's design flexibility makes any installation easy, with extraordinary results.

Space Creator 75 Double Glass  
California



Space Creator 120  
california

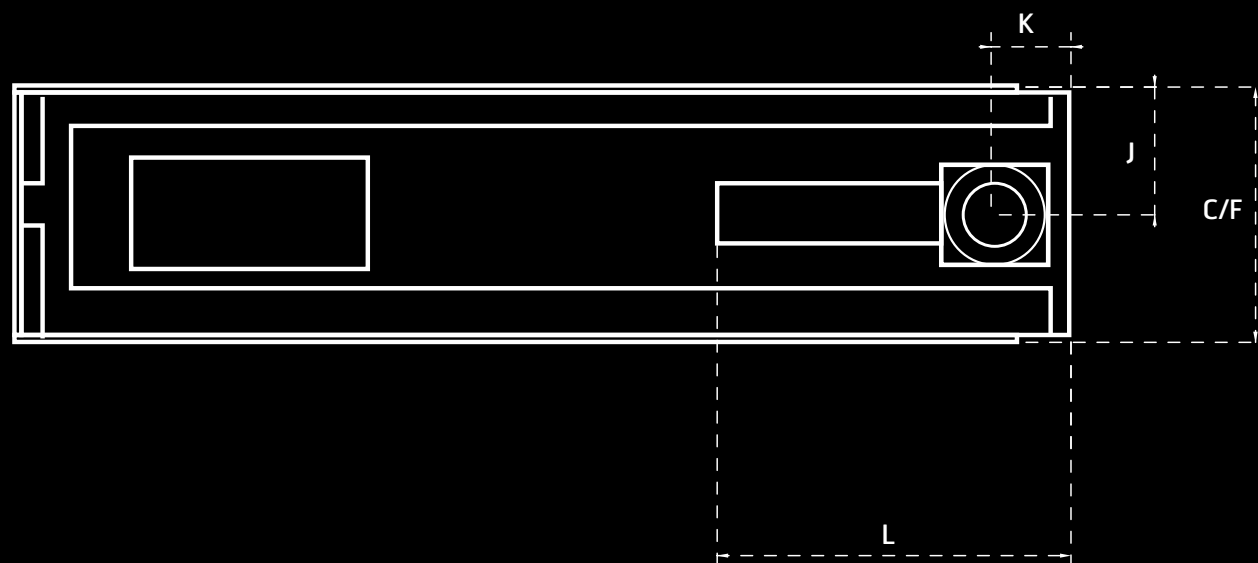
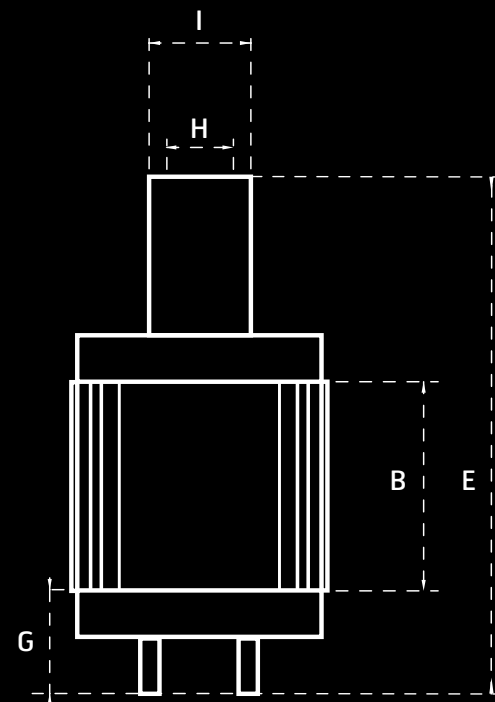
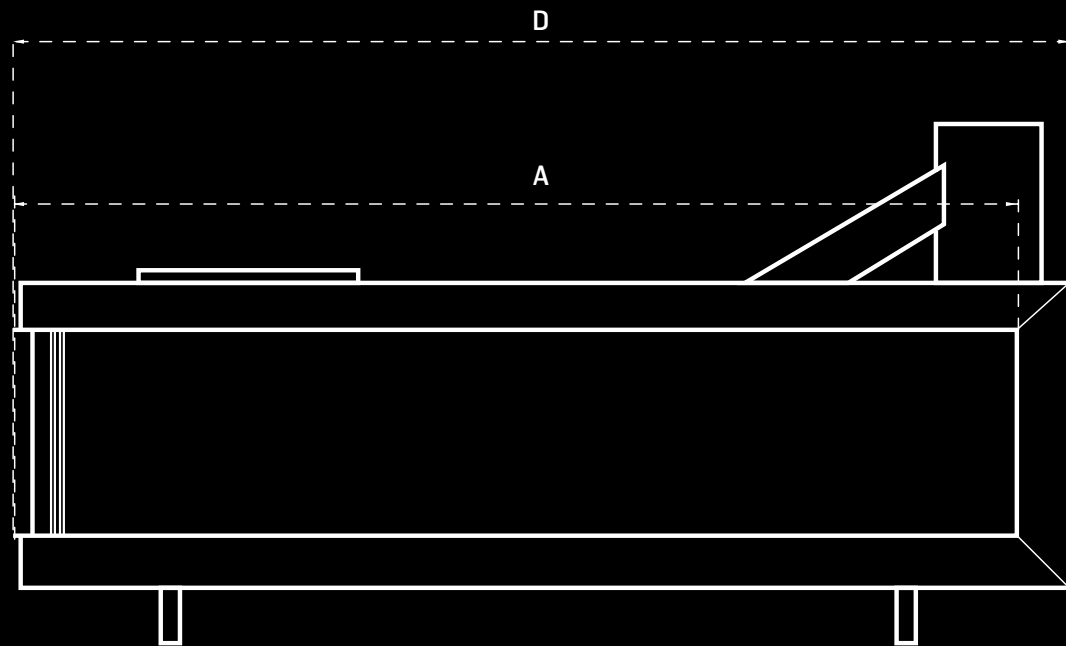
# SPACE CREATOR



Model	A	B	C	D	E*	E**	F	G*	G**	H	I	J	K	L
75	31 <sup>9</sup> / <sub>16</sub>	16 <sup>11</sup> / <sub>16</sub>	20 <sup>3</sup> / <sub>8</sub>	35 <sup>13</sup> / <sub>16</sub>	29 <sup>1</sup> / <sub>4</sub>	30 <sup>7</sup> / <sub>8</sub>	20 <sup>3</sup> / <sub>8</sub>	8 <sup>1</sup> / <sub>4</sub>	9 <sup>13</sup> / <sub>16</sub>	4 <sup>3</sup> / <sub>16</sub>	6 <sup>7</sup> / <sub>16</sub>	10 <sup>3</sup> / <sub>16</sub>	6 <sup>5</sup> / <sub>8</sub>	
120	50 <sup>15</sup> / <sub>16</sub>	16 <sup>11</sup> / <sub>16</sub>	20 <sup>3</sup> / <sub>8</sub>	55 <sup>3</sup> / <sub>16</sub>	42 <sup>7</sup> / <sub>16</sub>	44	20 <sup>3</sup> / <sub>8</sub>	8 <sup>1</sup> / <sub>4</sub>	9 <sup>13</sup> / <sub>16</sub>	5 <sup>1</sup> / <sub>8</sub>	7 <sup>7</sup> / <sub>8</sub>	10 <sup>3</sup> / <sub>16</sub>	6 <sup>3</sup> / <sub>8</sub>	28 <sup>7</sup> / <sub>16</sub>
150	61 <sup>3</sup> / <sub>16</sub>	16 <sup>11</sup> / <sub>16</sub>	20 <sup>3</sup> / <sub>8</sub>	65 <sup>7</sup> / <sub>16</sub>	42 <sup>7</sup> / <sub>16</sub>	44	20 <sup>3</sup> / <sub>8</sub>	8 <sup>1</sup> / <sub>4</sub>	9 <sup>13</sup> / <sub>16</sub>	5 <sup>1</sup> / <sub>8</sub>	7 <sup>7</sup> / <sub>8</sub>	10 <sup>3</sup> / <sub>16</sub>	6 <sup>3</sup> / <sub>8</sub>	28 <sup>7</sup> / <sub>16</sub>
200	80 <sup>1</sup> / <sub>8</sub>	16 <sup>11</sup> / <sub>16</sub>	20 <sup>3</sup> / <sub>8</sub>	87 <sup>1</sup> / <sub>8</sub>	40 <sup>3</sup> / <sub>16</sub>	42 <sup>1</sup> / <sub>2</sub>	20 <sup>3</sup> / <sub>8</sub>	8 <sup>1</sup> / <sub>4</sub>	10 <sup>5</sup> / <sub>18</sub>	5 <sup>1</sup> / <sub>8</sub>	7 <sup>7</sup> / <sub>8</sub>	10 <sup>3</sup> / <sub>16</sub>	9 <sup>5</sup> / <sub>16</sub>	31 <sup>5</sup> / <sub>16</sub>

\* Screen models  
 \*\* Double Glass models  
 \*\*\*All dimensions in the table are in inches







# TUNNEL

A Tunnel fireplace, with front and back visibility, is encased in a wall or column to divide living spaces with style and efficiency. This model can also be used as an indoor/outdoor fireplace.

Clear 75X65 Tunnel  
California



TUNNEL



Tunnel 40H70



Tunnel 60X80



Tunnel 75X65



Tunnel 110



Tunnel 110H



Tunnel 130



Tunnel 130H



Tunnel 150



Tunnel 150H



Tunnel 170



Tunnel 170H



Tunnel 200



Tunnel 200H



Tunnel 250




Tunnel 250H

Tunnel 24' 7 9/32 m Double Glass  
indoor/outdoor

# INDOOR/OUTDOOR FIRES

When placed in an exterior facing wall, these tunnel fireplaces can also be used as an indoor/outdoor fireplace doubling its functionality and extending its impact. Get warmth and ambience inside and outside at the same time. Available for all Tunnel (DG) models.







Clear 150 Tunnel  
California

Clear 110 Tunnel  
Maryland









Clear 130 Tunnel  
New Mexico

A view that captivates  
from any angle

Clear 75X65 Tunnel  
California



# TUNNEL

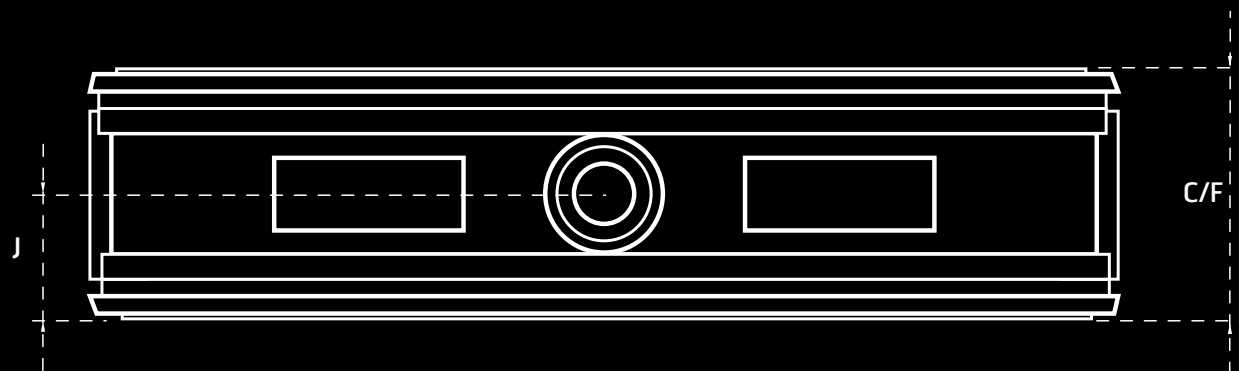
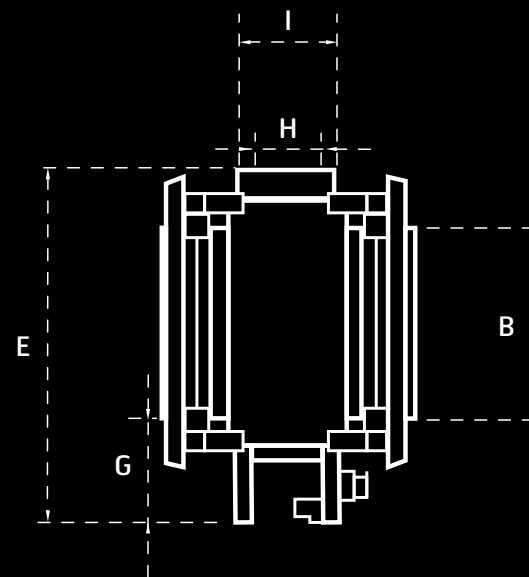
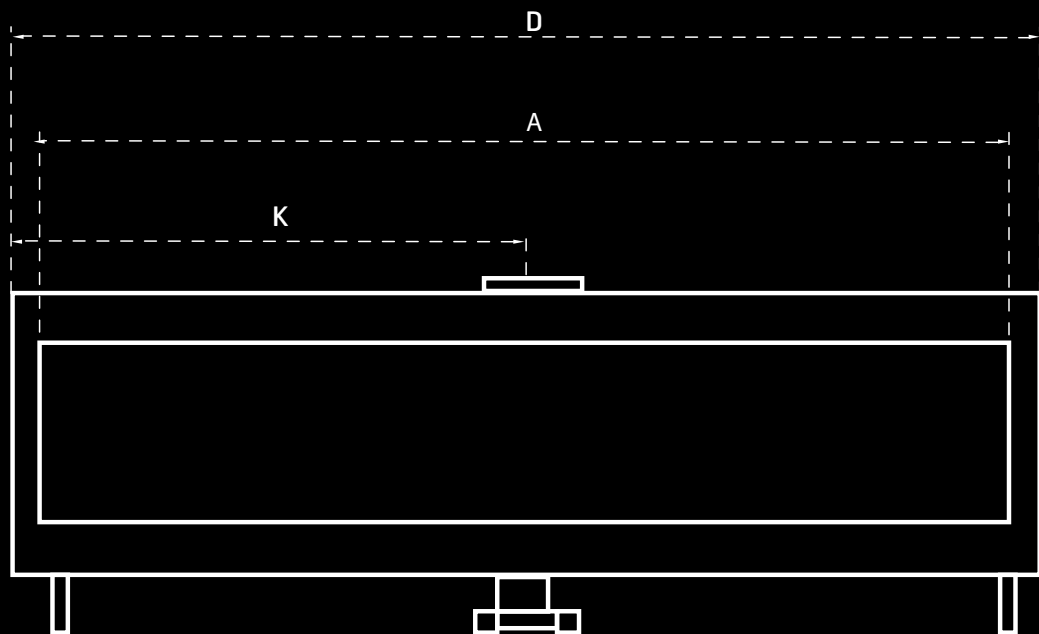


Model	A	B	C/F	D	E*	E**	G*	G**	H	I	J	K
40H70	16 <sup>7</sup> / <sub>8</sub>	27 <sup>9</sup> / <sub>16</sub>	20 <sup>1</sup> / <sub>16</sub>	20 <sup>5</sup> / <sub>8</sub>	39 <sup>3</sup> / <sub>16</sub>	-	8 <sup>1</sup> / <sub>4</sub>	9 <sup>13</sup> / <sub>16</sub>	4 <sup>3</sup> / <sub>16</sub>	6 <sup>7</sup> / <sub>16</sub>	10 <sup>1</sup> / <sub>16</sub>	10 <sup>5</sup> / <sub>16</sub>
60x80	21 <sup>3</sup> / <sub>4</sub>	29 <sup>1</sup> / <sub>8</sub>	20 <sup>1</sup> / <sub>16</sub>	25 <sup>3</sup> / <sub>8</sub>	40 <sup>7</sup> / <sub>16</sub>	42 <sup>3</sup> / <sub>8</sub>	8 <sup>1</sup> / <sub>4</sub>	9 <sup>13</sup> / <sub>16</sub>	4 <sup>3</sup> / <sub>16</sub>	6 <sup>7</sup> / <sub>16</sub>	10 <sup>1</sup> / <sub>16</sub>	12 <sup>11</sup> / <sub>16</sub>
75x65	30 <sup>5</sup> / <sub>8</sub>	25 <sup>9</sup> / <sub>16</sub>	20 <sup>1</sup> / <sub>16</sub>	34 <sup>5</sup> / <sub>16</sub>	36 <sup>7</sup> / <sub>16</sub>	38	8 <sup>1</sup> / <sub>4</sub>	9 <sup>13</sup> / <sub>16</sub>	4 <sup>3</sup> / <sub>16</sub>	6 <sup>7</sup> / <sub>16</sub>	10 <sup>1</sup> / <sub>16</sub>	17 <sup>3</sup> / <sub>16</sub>
110	43 <sup>5</sup> / <sub>8</sub>	13 <sup>3</sup> / <sub>16</sub>	20 <sup>3</sup> / <sub>16</sub>	47 <sup>7</sup> / <sub>8</sub>	25 <sup>9</sup> / <sub>16</sub>	27 <sup>3</sup> / <sub>16</sub>	8 <sup>1</sup> / <sub>4</sub>	9 <sup>13</sup> / <sub>16</sub>	5 <sup>3</sup> / <sub>16</sub>	7 <sup>7</sup> / <sub>8</sub>	10 <sup>1</sup> / <sub>16</sub>	24
110H	43 <sup>5</sup> / <sub>8</sub>	21 <sup>5</sup> / <sub>8</sub>	20 <sup>3</sup> / <sub>16</sub>	47 <sup>7</sup> / <sub>8</sub>	33 <sup>7</sup> / <sub>16</sub>	35	8 <sup>1</sup> / <sub>4</sub>	9 <sup>13</sup> / <sub>16</sub>	5 <sup>3</sup> / <sub>16</sub>	7 <sup>7</sup> / <sub>8</sub>	10 <sup>1</sup> / <sub>16</sub>	24
130	50 <sup>5</sup> / <sub>16</sub>	13 <sup>3</sup> / <sub>16</sub>	20 <sup>3</sup> / <sub>16</sub>	54 <sup>9</sup> / <sub>16</sub>	25 <sup>9</sup> / <sub>16</sub>	27 <sup>3</sup> / <sub>16</sub>	8 <sup>1</sup> / <sub>4</sub>	9 <sup>13</sup> / <sub>16</sub>	5 <sup>3</sup> / <sub>16</sub>	7 <sup>7</sup> / <sub>8</sub>	10 <sup>1</sup> / <sub>16</sub>	27 <sup>5</sup> / <sub>16</sub>
130H	50 <sup>5</sup> / <sub>16</sub>	21 <sup>5</sup> / <sub>8</sub>	20 <sup>3</sup> / <sub>16</sub>	54 <sup>9</sup> / <sub>16</sub>	33 <sup>7</sup> / <sub>16</sub>	35	8 <sup>1</sup> / <sub>4</sub>	9 <sup>13</sup> / <sub>16</sub>	5 <sup>3</sup> / <sub>16</sub>	7 <sup>7</sup> / <sub>8</sub>	10 <sup>1</sup> / <sub>16</sub>	27 <sup>5</sup> / <sub>16</sub>
150	60 <sup>3</sup> / <sub>16</sub>	13 <sup>3</sup> / <sub>16</sub>	20 <sup>3</sup> / <sub>16</sub>	64 <sup>7</sup> / <sub>16</sub>	25 <sup>9</sup> / <sub>16</sub>	27 <sup>3</sup> / <sub>16</sub>	8 <sup>1</sup> / <sub>4</sub>	9 <sup>13</sup> / <sub>16</sub>	5 <sup>3</sup> / <sub>16</sub>	7 <sup>7</sup> / <sub>8</sub>	10 <sup>1</sup> / <sub>16</sub>	32 <sup>1</sup> / <sub>4</sub>
150H	60 <sup>3</sup> / <sub>16</sub>	21 <sup>5</sup> / <sub>8</sub>	20 <sup>3</sup> / <sub>16</sub>	64 <sup>7</sup> / <sub>16</sub>	33 <sup>7</sup> / <sub>16</sub>	35	8 <sup>1</sup> / <sub>4</sub>	9 <sup>13</sup> / <sub>16</sub>	5 <sup>3</sup> / <sub>16</sub>	7 <sup>7</sup> / <sub>8</sub>	10 <sup>1</sup> / <sub>16</sub>	32 <sup>1</sup> / <sub>4</sub>
170	68 <sup>1</sup> / <sub>16</sub>	13 <sup>3</sup> / <sub>16</sub>	20 <sup>3</sup> / <sub>16</sub>	72 <sup>5</sup> / <sub>16</sub>	25 <sup>9</sup> / <sub>16</sub>	27 <sup>3</sup> / <sub>16</sub>	8 <sup>1</sup> / <sub>4</sub>	9 <sup>13</sup> / <sub>16</sub>	5 <sup>3</sup> / <sub>16</sub>	7 <sup>7</sup> / <sub>8</sub>	10 <sup>1</sup> / <sub>16</sub>	36 <sup>3</sup> / <sub>16</sub>
170H	68 <sup>1</sup> / <sub>16</sub>	21 <sup>5</sup> / <sub>8</sub>	20 <sup>3</sup> / <sub>16</sub>	72 <sup>5</sup> / <sub>16</sub>	33 <sup>7</sup> / <sub>16</sub>	35	8 <sup>1</sup> / <sub>4</sub>	9 <sup>13</sup> / <sub>16</sub>	5 <sup>3</sup> / <sub>16</sub>	7 <sup>7</sup> / <sub>8</sub>	10 <sup>1</sup> / <sub>16</sub>	36 <sup>3</sup> / <sub>16</sub>
200	77 <sup>5</sup> / <sub>16</sub>	13 <sup>3</sup> / <sub>16</sub>	20 <sup>3</sup> / <sub>16</sub>	81 <sup>3</sup> / <sub>4</sub>	25 <sup>9</sup> / <sub>16</sub>	27 <sup>3</sup> / <sub>16</sub>	8 <sup>1</sup> / <sub>4</sub>	9 <sup>13</sup> / <sub>16</sub>	5 <sup>3</sup> / <sub>16</sub>	7 <sup>7</sup> / <sub>8</sub>	10 <sup>1</sup> / <sub>16</sub>	40 <sup>7</sup> / <sub>8</sub>
200H	77 <sup>5</sup> / <sub>16</sub>	21 <sup>5</sup> / <sub>8</sub>	20 <sup>3</sup> / <sub>16</sub>	81 <sup>3</sup> / <sub>4</sub>	33 <sup>7</sup> / <sub>16</sub>	35	8 <sup>1</sup> / <sub>4</sub>	9 <sup>13</sup> / <sub>16</sub>	5 <sup>3</sup> / <sub>16</sub>	7 <sup>7</sup> / <sub>8</sub>	10 <sup>1</sup> / <sub>16</sub>	40 <sup>7</sup> / <sub>8</sub>
250	96 <sup>1</sup> / <sub>4</sub>	15 <sup>3</sup> / <sub>4</sub>	20 <sup>3</sup> / <sub>16</sub>	100 <sup>1</sup> / <sub>4</sub>	27 <sup>11</sup> / <sub>16</sub>	29 <sup>5</sup> / <sub>16</sub>	8 <sup>1</sup> / <sub>4</sub>	9 <sup>13</sup> / <sub>16</sub>	5 <sup>3</sup> / <sub>16</sub>	7 <sup>7</sup> / <sub>8</sub>	10 <sup>1</sup> / <sub>16</sub>	50 <sup>1</sup> / <sub>8</sub>
250H	96 <sup>1</sup> / <sub>4</sub>	21 <sup>5</sup> / <sub>8</sub>	20 <sup>3</sup> / <sub>16</sub>	100 <sup>1</sup> / <sub>4</sub>	33 <sup>5</sup> / <sub>8</sub>	35 <sup>3</sup> / <sub>16</sub>	8 <sup>1</sup> / <sub>4</sub>	9 <sup>13</sup> / <sub>16</sub>	5 <sup>3</sup> / <sub>16</sub>	7 <sup>7</sup> / <sub>8</sub>	10 <sup>1</sup> / <sub>16</sub>	50 <sup>1</sup> / <sub>8</sub>

\* Screen models

\*\* Double Glass models

\*\*\*All dimensions in the table are in inches



# STAND ALONE

Ortal offers a wide range of Stand Alone fireplaces, an ideal solution for any space with minimal remodeling and disruption.

Stand Alone 110 Front  
Israel



STAND ALONE 



Stand Alone 75



Stand Alone 110



Stand Alone 150



Island 130 With Decorative Hood (with Base)



Island 130 With Flat Hood (with Base)



Stand Alone 75x65 Curve With Flat Hood (with Base)



Stand Alone 75x65 Curve With Decorative Hood (with Base)



Stand Alone 75x65 Curve With Flat Hood (with Base)



Stand Alone 75x65 Curve Tunnel With Decorative Hood (with Base)



Stand Alone 75x65 Curve Tunnel With Flat Hood (with Base)



Classic Modern



Stand Alone 110 Front  
Rhode Island



Island 130  
with Decorative Hood



Stand Alone 150 Front  
California



Stand Alone 75  
Israel









Stand Alone 75x65 Curve Tunnel  
Decorative Bordelet Hood



Classic Modern

Color Options:







STAND ALONE



Stand Alone 75x65 Curve Tunnel  
with custom lacquer Decorative Bordelet Hood

Stand Alone 75x65 Curve  
with Decorative Bordelet Hood

\*Wide range of color and size options are  
available for the hood. Please contact  
Ortal for more information.

# THE POWER VENT SYSTEM

Among the industry's most sophisticated technology, Ortal's Power Vent System allows you to install our fireplaces in locations that conventional direct vent systems will not allow.

The placement of the fireplace is no longer dependent upon the venting pathway. This system allows increased flexibility of the appliance location inside the building. The Power Vent System creates a mechanical draw on the exhaust combustion gases making longer vertical and horizontal venting pathways possible and allowing architects, designers and builders to work with ease.

Advantages of the Ortal Power Vent Systems: Inline-90

- Small Vent pipe, 35CVS (5 inch diameter)
- Can be installed with up to 6 -90 degree elbows
- Can have a vertical drop (max 6 feet from top of firebox)
- Accommodates longer runs, up to 110 feet depending on the fireplace model
- Integrated Power Vent control. Same device controls firebox and Power Vent
- Requires fan box to be installed a minimum of 15 feet of vent run length from the connection point up to a maximum of 45 feet
- Requires access panel for the fan box
- Has both horizontal and vertical termination
- Power is tied back to the fireplace, requires 110 volt

Flush horizontal termination end line

- Small Vent pipe 35CVS (5 inch diameter)
- Can be installed with up to 6 -90 degree elbows
- Can have a vertical drop (max 6 feet from top of firebox)
- Accommodates longer runs, up to 65 feet depending on the fireplace model
- Integrated Power Vent control. Same device controls firebox and Power Vent
- Fan box also serves as termination cap
- Servicing can be done from the exterior for the fan motor
- Requires minimum 15 feet of vent run
- Only for horizontal terminations
- Power is tied back to the fireplace, requires 110 volt

Option A:

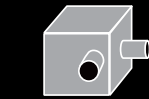


Horizontal Flush Mount Power Vent

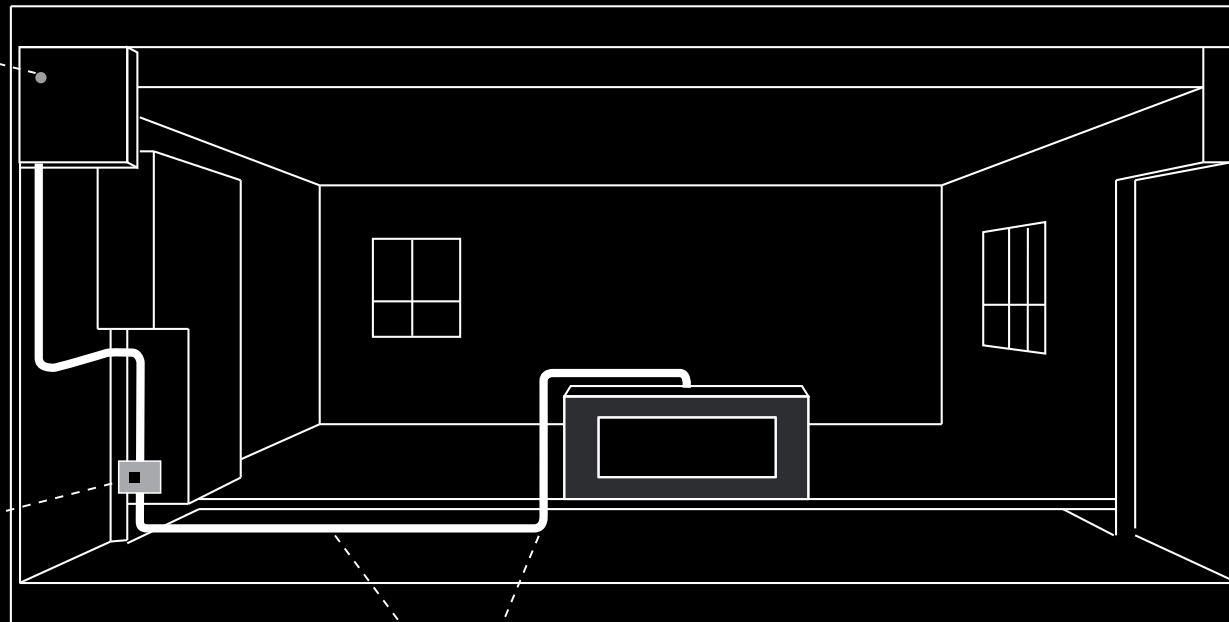
**Concentric Pipe**

Horizontal Flush Mount Power Vent

Option B:

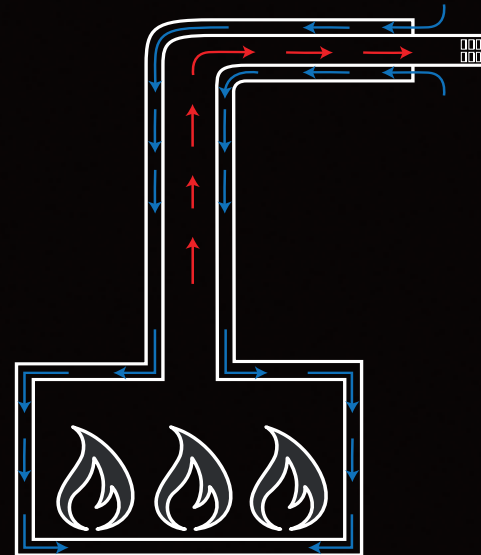


Inline fan box



35CVS pipes

# TECHNOLOGY AND OPTIONAL FEATURES









## HEAT BARRIER SOLUTIONS

### DOUBLE GLASS (FAN ASSISTED)

Ortal's Double Glass solution is comprised of a double-pane glass enclosure with a thin ventilation layer in between. Cool air flows through the ventilation layer created by small fans located at the bottom of the fireplace. This ensures that the outer glass layer's temperature is significantly reduced to comply with the latest regulations. At the same time, the heat from the interior glass flows through the chase and is returned to the room via a heat release opening located at the top of the fireplace. This not only creates a safer fireplace; it also makes it more effective as a heating element.

In order to maintain airflow between the glass panels and to allow room-temperature air to enter the chase cavity, an opening in the exterior finish surface underneath the firebox is necessary. This detail must be included prior to closing the wall surface, below the fireplace.

A 110 volt 20 amp dedicated outlet A 110 volt 20 amp dedicated outlet must also be available in order to power the fan. Ortal's Double Glass gives you:

#### TOTAL FLEXIBILITY

Can be applied to many of our models, giving you the widest design selection available.

#### SEAMLESS DESIGN

A clean, smooth look, you'll get a completely glassed - in enclosure without unsightly metal corners or seams.

#### HEAT DISTRIBUTION

This innovative methodology distributes the majority of the heat through the heat release at the ceiling level.

#### HIGHEST QUALITY GLASS


So clear, you won't notice the extra layer of glass, giving you total transparency.

#### COMPLETE COMPLIANCE

Maintains the latest regulatory standard of less than 172° F.

#### CONVENIENT

Easy to operate and nearly silent.



Patent-pending  
technology  
(USSN 60/040,074)

## SCREEN

Ortal's standard protection barrier is a screen solution. The screen barrier has a nearly transparent mesh screen fitted on your fireplace's glass enclosure. It supports any type of fireplace, including front-facing, tunnel (see-thru) and multi-sided models.

This patented technology (USSN 60/040,074) provides you with a complete, convenient solution that complies with today's stringent regulations.

### **Ortal's Screen gives you:**

#### COMPLETE FLEXIBILITY

Can be applied to all of our models, giving you the widest design selection available.

#### CLEAR VIEW

The screen is so fine, it's almost invisible, preserving the fireplace's view and design.

#### SEAMLESS DESIGN

Installed using hidden fasteners and our glass bracket insert, you'll get a completely transparent view.

#### LONG-LASTING DURABILITY

Using the highest quality materials available, your Screen will stand the test of time.

# LIGHTING ELEMENTS



With internal lighting, you'll be able to extend your fireplace's appeal regardless if it's in use. Built-in, lighting is controlled by your remote, adding ambiance at all times.

\*Available on most units







# DESIGN YOUR FIRE

## INNER PANELS



Jamestown – Burgundy  
Herringbone Bond



Chatsworth – Tan Herring-  
bone Bond



Reflective Interior

\* AVAILABLE IN TRADITIONAL LINE ONLY

## LIGHTING



\* LIGHTING IS AVAILABLE ON MOST  
UNITS

Due to fuel type, altitude and venting configuration,  
the flame height may differ from shown


# MEDIA SELECTION

## CHOOSE YOUR OWN MEDIA

Ortal offers a rich selection of fireplace Media options: Log Set, Branch Set, Ceramic stones and glass in a variety of colors.



Fire Glass 20# Clear (1kg/bag)  
Cat. # MLCC



Fire Glass 20# Orange (1kg/bag)  
Cat. # MLCO



Fire Glass 20# Black (1kg/bag)  
Cat. # MLCB



Fire Glass 20# Blue (1kg/bag)  
Cat. # MLCL



White Pebbles – little stones (50pcs/Set)  
Cat. # MLSTW



Grey Pebbles – little stones (50pcs/Set)  
Cat. # MLSTG



Grey Pebbles Big Stones (24pcs/Set)  
Cat. # MLPBG



White pebbles big stones (24pcs/set)  
Cat. # MLPBW



MLRCL  
Driftwood Ceramic Fiber Logs with Beige Embers



MLLG  
Charred Oak Clay Logs with Black Embers



MLRL  
Split Oak Ceramic Fiber Logs  
with Black Embers




English logs  
Long – MLENL Short – MLENS



# OVER 80 MODELS

In addition to our expansive standard line, Ortal can be customized to fit your design requirements. Contact our office for start to finish project support.


## FRONT FACING



Clear 40H70    Clear 60X80    Clear 75X65    Clear 75



Clear 110    Clear 110H    Clear 130    Clear 130H



Clear 150    Clear 150H    Clear 170    Clear 170H



Clear 200    Clear 200H    Clear 250    Clear 250H

## CORNER



Clear 40H70 RS / LS    Clear 75RS / LS    Clear 110 RS / LS    Clear 110H RS / LS



Clear 130 RS / LS    Clear 150 RS / LS    Clear 150H RS / LS    Clear 170 RS / LS



Clear 200 RS / LS    Clear 200H RS/LS    Clear 250 RS / LS

## THREE SIDE



Clear 40H70 TS    Clear 75 TS    Clear 110 TS    Clear 110H TS



Clear 130 TS    Clear 150 TS    Clear 150H TS    Clear 170 TS



Clear 200 TS    Clear 200H TS    Clear 250 TS



## SPACE CREATOR




Space Creator 75

Space Creator 120

Space Creator 150

Space Creator 200

## TUNNEL




Tunnel 40H70

Tunnel 60X80

Tunnel 75X65

Tunnel 110



Tunnel 110H

Tunnel 130

Tunnel 130H

Tunnel 150



Tunnel 150H

Tunnel 170

Tunnel 170H

Tunnel 200



Tunnel 200H

Tunnel 250

Tunnel 250H

## STAND ALONE



Stand Alone 75

Stand Alone 110

Stand Alone 150

Island 130 With Decorative Hood (with Base)



Island 130 With Flat Hood (with Base)

Stand Alone 75x65 Curve With Flat Hood (with Base)

Stand Alone 75X65 Curve With Decorative Hood (with Base)

Stand Alone 75X65 Curve With Flat Hood (with Base)



Stand Alone 75X65 Curve Tunnel With Decorative Hood (with Base)

Stand Alone 75X65 Curve Tunnel With Flat Hood (with Base)

Classic Modern

## TRADITIONAL



TR90  
(formerly known as Minimal 110)

TR110  
(formerly known as Minimal 130)

\*Please visit our website for technical drawings.

All models larger than our Series 250 are modular and come standard with double glass. Please contact our main office as specifications may vary.

# CREDIT

## **Architects**

- Alan Tse
- Alroy Hazak
- Bardwell Case ZinShu Architects
- Cunningham Architects
- Dana Kushmirski
- David Rahamim
- Elevate Design & Build  
(Architect/Designer and Builder)
- Estes Twombly Architects
- Farro Essalat Architects
- Feigin
- GB Architecture & Design
- Halel-Shira & Hadas
- Hoopes + Associates Architects
- Ido Hiltshimer
- Jacobs-Yaniv
- Jack Renshaw
- Karin & Miki Horowitz
- Lev Gargir
- Liat Felz
- Monsef Architecture Design
- Marcus Gleysteen
- Michael Russell
- NOE Design Company

- Nurit Kacherginski
- Oded Lavy
- Oshri Aviram
- Peri Davidovich
- Pitsou Kedem
- Rachel Sheinfeld
- Shirly Dan
- Steve Stanton Architects
- Irma Ornshtein
- Tsirantonakis Associates
- Tasos Kokoris
- Treff Laflech
- Tali Hardonag

## **Builders**

- Alliance Residential Builders
- Camp Curry Construction
- Chris Donatelli Builders
- Dan Kinsella
- Darryl Seif
- LA Build Corp
- Legacy Homes
- New American Home 2013 by  
Blue Heron

- PKM Builders, Inc.
- Prull Custom Builders

## **Interior Designer**

- Andrea Reiser
- Anne Hardy Designs
- Barbara Bingham
- Shannon Murray Interiors
- Studio Collective
- KW Designs
- Kriste Michelini

## **Photography**

- Alan Chapelski
- Oded Smadar
- Uzi Porat

## **3D Modeling**

- ID Studio
- Studio Bonsai


## **Design**

- Adlai & Partners
- Conceptica
- WebTheNet





KPCENUSCTT1602A



**ORTAL**<sup>®</sup>  
YOUR LIFE. YOUR FIRE.

Ortal | USA

Tel: 1 (818) 238-7000 | Fax: 1 (818) 678-0541 | [info@ortalheat.com](mailto:info@ortalheat.com)

8421 Canoga Ave, Canoga Park, CA 91304, USA

[www.ortalheat.com](http://www.ortalheat.com)

Due to fuel type, altitude and venting configuration, the flame height may differ from shown

